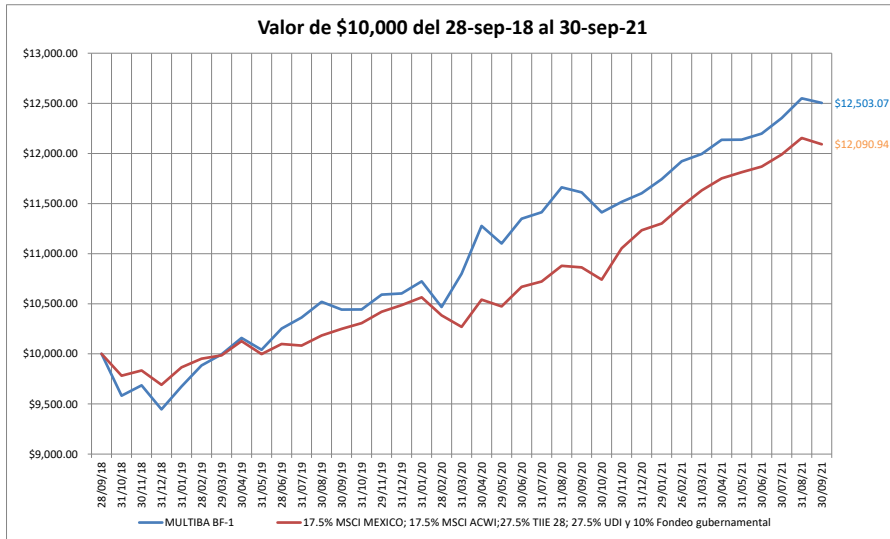


MULTIBA DESEMPEÑO DEL FONDO Y BENCHMARK

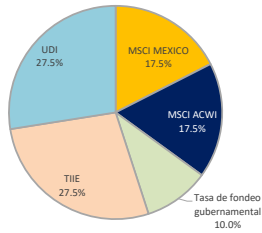


Simulación Histórica, los resultados pasados no son garantía de resultados futuros

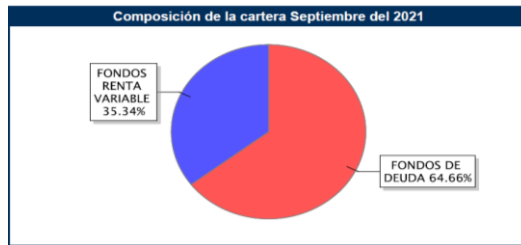
Valor de \$10,000 del 28-sep-18 al 30-sep-21

Fecha	MULTIBA BF-1	17.5% MSCI MEXICO; 17.5% MSCI ACWI; 27.5% TIE 28; 27.5% UDI y 10% Fondo gubernamental
28/09/18	\$ 10,000.00	\$ 10,000.00
31/10/18	\$ 9,583.26	\$ 9,782.10
30/11/18	\$ 9,686.41	\$ 9,834.40
31/12/18	\$ 9,446.17	\$ 9,691.35
31/01/19	\$ 9,674.53	\$ 9,865.24
28/02/19	\$ 9,884.21	\$ 9,951.58
29/03/19	\$ 9,994.54	\$ 9,985.60
30/04/19	\$ 10,159.01	\$ 10,126.88
31/05/19	\$ 10,040.97	\$ 9,998.04
28/06/19	\$ 10,251.83	\$ 10,098.90
31/07/19	\$ 10,363.36	\$ 10,082.14
30/08/19	\$ 10,518.99	\$ 10,182.67
30/09/19	\$ 10,441.42	\$ 10,250.00
31/10/19	\$ 10,443.77	\$ 10,306.10
29/11/19	\$ 10,591.65	\$ 10,419.94
31/12/19	\$ 10,603.42	\$ 10,485.95
31/01/20	\$ 10,723.25	\$ 10,563.57
28/02/20	\$ 10,467.37	\$ 10,384.41
31/03/20	\$ 10,799.53	\$ 10,269.69
30/04/20	\$ 11,276.04	\$ 10,540.73
29/05/20	\$ 11,101.11	\$ 10,473.31
30/06/20	\$ 11,349.17	\$ 10,669.16
31/07/20	\$ 11,413.81	\$ 10,722.44
31/08/20	\$ 11,661.48	\$ 10,878.25
30/09/20	\$ 11,611.35	\$ 10,863.09
30/10/20	\$ 11,411.28	\$ 10,740.75
30/11/20	\$ 11,516.16	\$ 11,054.27
31/12/20	\$ 11,602.36	\$ 11,233.86
29/01/21	\$ 11,743.24	\$ 11,300.79
26/02/21	\$ 11,922.17	\$ 11,474.41
31/03/21	\$ 11,994.56	\$ 11,631.47
30/04/21	\$ 12,136.31	\$ 11,750.86
31/05/21	\$ 12,137.96	\$ 11,813.25
30/06/21	\$ 12,197.58	\$ 11,869.28
30/07/21	\$ 12,352.87	\$ 11,988.68
31/08/21	\$ 12,549.88	\$ 12,154.08
30/09/21	\$ 12,503.07	\$ 12,090.94

Estructura del Benchmark



Composición de la cartera Septiembre del 2021



MULTIVA DESEMPEÑO DEL FONDO Y BENCHMARK

Valor de \$10,000 del 28-sep-18 al 30-sep-21

13

Fecha	Formación del Rendimiento del Fondo						Valor de \$10,000 en el fondo
	Precio	Rendimiento neto	Factor de rendimiento	Factor de gastos	Factor de rendimiento bruto	Rendimiento bruto	
28/09/2018	1.115356						10,000.00
31/10/2018	1.066546	-4.38%	0.956238	1.002183	0.958326	-4.17%	9,583.26
30/11/2018	1.075891	0.88%	1.008762	1.001985	1.010764	1.08%	9,686.41
31/12/2018	1.047060	-2.68%	0.973203	1.002051	0.975198	-2.48%	9,446.17
31/01/2019	1.070178	2.21%	1.022079	1.002051	1.024175	2.42%	9,674.53
28/02/2019	1.091350	1.98%	1.019784	1.001852	1.021673	2.17%	9,884.21
29/03/2019	1.101419	0.92%	1.009226	1.001918	1.011162	1.12%	9,994.54
30/04/2019	1.117179	1.43%	1.014309	1.002117	1.016456	1.65%	10,159.01
31/05/2019	1.101939	-1.36%	0.986358	1.002051	0.988381	-1.16%	10,040.97
28/06/2019	1.122999	1.91%	1.019112	1.001852	1.020999	2.10%	10,251.83
31/07/2019	1.132744	0.87%	1.008678	1.002183	1.010880	1.09%	10,363.36
30/08/2019	1.147477	1.30%	1.013006	1.001985	1.015017	1.50%	10,518.99
30/09/2019	1.136684	-0.94%	0.990594	1.002051	0.992626	-0.74%	10,441.42
31/10/2019	1.134613	-0.18%	0.998178	1.002051	1.000225	0.02%	10,443.77
29/11/2019	1.148476	1.22%	1.012218	1.001918	1.014160	1.42%	10,591.65
31/12/2019	1.147323	-0.10%	0.998996	1.002117	1.001111	0.11%	10,603.42
31/01/2020	1.157921	0.92%	1.009237	1.002045	1.011301	1.13%	10,723.25
28/02/2020	1.128206	-2.57%	0.974338	1.001847	0.976137	-2.39%	10,467.37
31/03/2020	1.161555	2.96%	1.029559	1.002111	1.031733	3.17%	10,799.53
30/04/2020	1.210411	4.21%	1.042061	1.001979	1.044123	4.41%	11,276.04
29/05/2020	1.189358	-1.74%	0.982607	1.001913	0.984487	-1.55%	11,101.11
30/06/2020	1.213373	2.02%	1.020192	1.002111	1.022345	2.23%	11,349.17
31/07/2020	1.217794	0.36%	1.003644	1.002045	1.005696	0.57%	11,413.81
31/08/2020	1.241679	1.96%	1.019613	1.002045	1.021699	2.17%	11,661.48
30/09/2020	1.233899	-0.63%	0.993734	1.001979	0.995701	-0.43%	11,611.35
30/10/2020	1.210243	-1.92%	0.980828	1.001979	0.982769	-1.72%	11,411.28
30/11/2020	1.218874	0.71%	1.007132	1.002045	1.009191	0.92%	11,516.16
31/12/2020	1.225491	0.54%	1.005429	1.002045	1.007485	0.75%	11,602.36
29/01/2021	1.237996	1.02%	1.010204	1.001918	1.012142	1.21%	11,743.24
26/02/2021	1.254536	1.34%	1.013360	1.001852	1.015237	1.52%	11,922.17
31/03/2021	1.259404	0.39%	1.003880	1.002183	1.006072	0.61%	11,994.56
30/04/2021	1.271763	0.98%	1.009813	1.001985	1.011817	1.18%	12,136.31
31/05/2021	1.269333	-0.19%	0.998089	1.002051	1.000136	0.01%	12,137.96
30/06/2021	1.273041	0.29%	1.002921	1.001985	1.004912	0.49%	12,197.58
30/07/2021	1.286695	1.07%	1.010725	1.001985	1.012731	1.27%	12,352.87
31/08/2021	1.304455	1.38%	1.013803	1.002117	1.015949	1.59%	12,549.88
30/09/2021	1.297015	-0.57%	0.994296	1.001985	0.996270	-0.37%	12,503.07