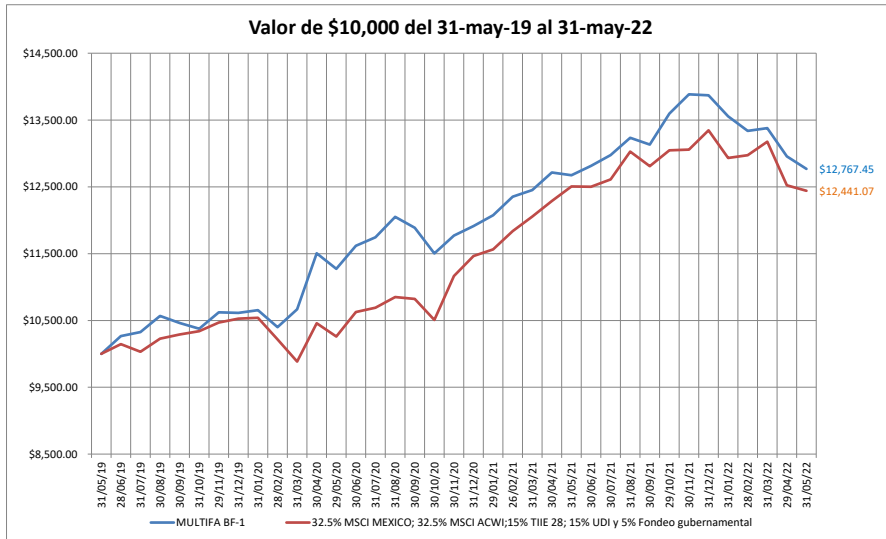




MULTIFA DESEMPEÑO DEL FONDO Y BENCHMARK

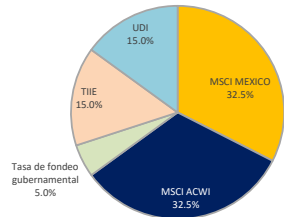


Simulación Histórica, los resultados pasados no son garantía de resultados futuros

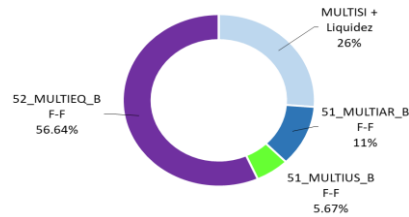
Valor de \$10,000 del 31-may-19 al 31-may-22

Fecha	MULTIFA BF-1	32.5% MSCI MEXICO; 32.5% MSCI ACWI;15% TIEE 28; 15% UDI y 5% Fondo gubernamental
31/05/19	\$ 10,000.00	\$ 10,000.00
28/06/19	\$ 10,267.01	\$ 10,145.10
31/07/19	\$ 10,325.96	\$ 10,031.44
30/08/19	\$ 10,567.42	\$ 10,226.76
30/09/19	\$ 10,461.94	\$ 10,289.59
31/10/19	\$ 10,376.94	\$ 10,340.30
29/11/19	\$ 10,621.67	\$ 10,468.39
31/12/19	\$ 10,612.79	\$ 10,526.71
31/01/20	\$ 10,653.90	\$ 10,539.11
28/02/20	\$ 10,400.17	\$ 10,215.53
31/03/20	\$ 10,666.63	\$ 9,885.08
30/04/20	\$ 11,506.34	\$ 10,457.84
29/05/20	\$ 11,272.75	\$ 10,258.81
30/06/20	\$ 11,617.41	\$ 10,625.70
31/07/20	\$ 11,744.59	\$ 10,690.20
31/08/20	\$ 12,051.37	\$ 10,851.19
30/09/20	\$ 11,887.22	\$ 10,822.31
30/10/20	\$ 11,502.35	\$ 10,508.62
30/11/20	\$ 11,771.13	\$ 11,163.91
31/12/20	\$ 11,912.71	\$ 11,465.09
29/01/21	\$ 12,074.48	\$ 11,563.27
26/02/21	\$ 12,351.75	\$ 11,837.76
31/03/21	\$ 12,451.52	\$ 12,055.99
30/04/21	\$ 12,715.60	\$ 12,287.74
31/05/21	\$ 12,674.19	\$ 12,506.23
30/06/21	\$ 12,813.91	\$ 12,500.30
30/07/21	\$ 12,975.46	\$ 12,610.42
31/08/21	\$ 13,233.81	\$ 13,026.33
30/09/21	\$ 13,133.19	\$ 12,809.20
29/10/21	\$ 13,595.92	\$ 13,045.96
30/11/21	\$ 13,884.49	\$ 13,057.20
31/12/21	\$ 13,869.82	\$ 13,345.65
31/01/22	\$ 13,556.00	\$ 12,932.03
28/02/22	\$ 13,338.08	\$ 12,972.27
31/03/22	\$ 13,377.88	\$ 13,175.45
29/04/22	\$ 12,955.70	\$ 12,522.28
31/05/22	\$ 12,767.45	\$ 12,441.07

Estructura del Benchmark



MULTIFA Cartera al cierre del 31-may-22



F



MULTIFA DESEMPEÑO DEL FONDO Y BENCHMARK

Valor de \$10,000 del 31-may-19 al 31-may-22

Fecha	Tasas y Precios de los Benchmarks									Precios de los Benchmarks						Estructura del Benchmark en el Fondo							
	MSCI MEXICO	MSCI USA	MSCI ACWI	USD Spot	MSCI MEXICO	MSCI USA	MSCI ACWI	Tasa de fondeo gubernamental	TIIE	UDI	MSCI MEXICO	MSCI USA	MSCI ACWI	Tasa de fondeo gubernamental	TIIE	UDI	MULTIFA BF-1						
				48													32.5% MSCI MEXICO; 32.5% MSCI ACWI; 15% TIIE 28; 15% UDI y 5% Fondeo gubernamental						
				134													En pesos	En pesos	En pesos	En pesos	En pesos	En pesos	5.0%
31/05/2019	4,495.86	2,623.15	492.12	19.6600	88,388.61	51,571.17	9,674.98	8.29%	8.51%	6.272488	10,000.00	10,000.00	10,000.00	10,000.00	10,000.00	10,000.00	3,250.00	-	3,250.00	500.00	1,500.00	1,500.00	10,000.00
28/06/2019	4,623.28	2,803.32	523.44	19.1865	88,704.50	53,785.84	10,043.02	8.27%	8.51%	6.258718	10,035.74	10,429.44	10,380.40	10,064.32	10,066.19	9,978.05	3,261.62	-	3,373.63	503.22	1,509.93	1,496.71	10,145.10
31/07/2019	4,436.09	2,843.24	524.35	19.1665	85,024.28	54,495.04	10,049.95	8.28%	8.48%	6.274513	9,619.37	10,566.96	10,387.57	10,140.71	10,144.44	10,003.23	3,126.30	-	3,375.96	507.04	1,521.67	1,500.48	10,031.44
30/08/2019	4,402.43	2,787.60	510.88	20.0318	88,188.64	55,840.63	10,233.79	8.16%	8.37%	6.287691	9,977.38	10,827.88	10,577.58	10,209.67	10,215.19	10,024.24	3,242.65	-	3,437.71	510.48	1,532.28	1,503.64	10,226.76
30/09/2019	4,516.05	2,832.91	520.65	19.7330	89,115.19	55,901.87	10,274.01	8.07%	8.20%	6.291411	10,082.20	10,839.75	10,619.15	10,280.62	10,287.32	10,030.17	3,276.72	-	3,451.22	514.03	1,543.10	1,504.53	10,289.59
31/10/2019	4,672.66	2,891.19	534.41	19.2375	89,890.28	55,619.19	10,280.73	7.78%	8.00%	6.315951	10,169.89	10,784.94	10,626.10	10,349.49	10,358.19	10,069.29	3,305.22	-	3,453.48	517.47	1,553.73	1,510.39	10,340.30
29/11/2019	4,546.75	2,993.50	546.70	19.5675	88,968.59	58,575.31	10,697.45	7.76%	7.87%	6.353225	10,065.62	11,358.15	11,056.82	10,414.19	10,423.86	10,128.72	3,271.33	-	3,593.47	520.71	1,563.58	1,519.31	10,468.39
31/12/2019	4,758.13	3,076.49	565.24	18.9075	89,964.29	58,168.72	10,687.35	7.46%	7.70%	6.399018	10,178.27	11,279.31	11,046.38	10,483.24	10,495.21	10,201.72	3,307.94	-	3,590.07	524.16	1,574.28	1,530.26	10,526.71
31/01/2020	4,822.85	3,078.78	558.62	18.8695	91,004.67	58,094.96	10,540.90	7.26%	7.53%	6.440216	10,295.97	11,265.01	10,895.01	10,548.78	10,563.26	10,267.40	3,346.19	-	3,540.88	527.44	1,584.49	1,540.11	10,539.11
28/02/2020	4,336.67	2,822.38	512.76	19.7370	85,592.78	55,705.22	10,120.28	7.12%	7.39%	6.459790	9,683.69	10,801.62	10,460.26	10,607.20	10,623.97	10,298.61	3,147.20	-	3,399.59	530.36	1,593.60	1,544.79	10,215.53
31/03/2020	3,062.29	2,459.87	442.35	23.7130	72,615.99	58,330.90	10,489.35	6.89%	7.10%	6.499174	8,215.54	11,310.76	10,841.73	10,672.16	10,691.02	10,361.40	2,670.05	-	3,523.56	533.61	1,603.65	1,554.21	9,885.08
30/04/2020	3,191.07	2,780.19	489.17	24.0350	76,697.30	66,821.89	11,757.18	6.35%	6.54%	6.437468	8,677.28	12,957.22	12,152.14	10,728.64	10,749.29	10,263.02	2,820.12	-	3,949.45	536.43	1,612.39	1,539.45	10,457.84
29/05/2020	3,391.89	2,918.45	509.47	22.1850	75,249.17	64,745.75	11,302.59	5.80%	6.00%	6.423306	8,513.45	12,554.64	11,682.29	10,778.76	10,801.24	10,240.44	2,766.87	-	3,796.74	538.94	1,620.19	1,536.07	10,258.81
30/06/2020	3,385.86	2,980.73	524.91	22.9865	77,829.00	68,516.62	12,065.80	5.48%	5.65%	6.443804	8,805.32	13,285.84	12,471.13	10,831.27	10,855.49	10,273.12	2,861.73	-	4,053.12	541.56	1,628.32	1,540.97	10,625.70
31/07/2020	3,473.13	3,153.99	551.89	22.2205	77,174.75	70,083.19	12,263.36	5.01%	5.23%	6.496141	8,731.30	13,589.61	12,675.33	10,877.99	10,904.38	10,356.56	2,837.67	-	4,119.48	543.90	1,635.66	1,553.48	10,690.20
31/08/2020	3,484.23	3,385.29	584.86	21.8805	76,236.61	74,071.90	12,797.12	4.73%	4.97%	6.525312	8,625.16	14,363.05	13,227.02	10,922.30	10,951.05	10,403.07	2,803.18	-	4,298.78	546.12	1,642.66	1,560.46	10,851.19
30/09/2020	3,520.59	3,254.94	565.15	22.1075	77,831.44	71,958.63	12,494.01	4.47%	4.72%	6.549579	8,805.60	13,953.27	12,913.73	10,962.99	10,994.12	10,441.76	2,861.82	-	4,196.96	548.15	1,649.12	1,566.26	10,822.31
30/10/2020	3,598.67	3,166.93	551.00	21.2125	76,336.77	67,178.46	11,687.98	4.25%	4.53%	6.565713	8,636.49	13,026.36	12,080.62	11,001.81	11,035.62	10,467.48	2,806.86	-	3,926.20	550.09	1,655.34	1,570.12	10,508.62
30/11/2020	4,297.93	3,527.53	618.27	20.1555	86,626.97	71,099.05	12,461.46	4.27%	4.50%	6.601930	9,800.69	13,786.59	12,880.09	11,042.27	11,078.39	10,525.22	3,185.23	-	4,186.03	552.11	1,661.76	1,578.78	11,163.91
31/12/2020	4,569.98	3,667.92	646.27	19.8975	90,931.08	72,982.48	12,859.12	4.29%	4.49%	6.605597	10,287.65	14,151.80	13,291.10	11,083.06	11,121.22	10,531.06	3,343.49	-	4,319.61	554.15	1,668.18	1,579.66	11,465.09
29/01/2021	4,376.00	3,630.30	642.91	20.5510	89,931.13	74,606.36	13,212.38	4.30%	4.47%	6.640509	10,174.52	14,466.68	13,656.24	11,121.45	11,161.27	10,586.72	3,306.72	-	4,438.28	556.07	1,674.19	1,588.01	11,563.27
26/02/2021	4,386.69	3,719.93	657.15	20.9340	91,830.91	77,873.06	13,756.69	4.11%	4.36%	6.700486	10,389.45	15,100.11	14,218.83	11,157.00	11,199.12	10,682.34	3,376.57	-	4,621.12	557.85	1,679.87	1,602.35	11,837.76
31/03/2021	4,754.11	3,854.97	673.29	20.4395	97,171.55	78,793.58	13,761.67	4.01%	4.28%	6.748761	10,993.67	15,278.61	14,223.98	11,198.01	11,243.05	10,759.30	3,572.94	-	4,622.79	559.90	1,686.46	1,613.90	12,055.99
30/04/2021	4,870.63	4,061.26	701.83	20.2710	98,732.50	82,325.78	14,226.80	4.01%	4.28%	6.791518	11,170.27	15,963.53	14,704.73	11,235.43	11,283.15	10,827.47	3,630.34	-	4,779.04	561.77	1,692.47	1,624.12	12,287.74
31/05/2021	5,247.85	4,074.95	711.45	19.9445	104,665.64	81,272.92	14,189.51	4.04%	4.29%	6.810965	11,841.53	15,759.37	14,666.19	11,274.52	11,324.84	10,858.47	3,848.50	-	4,766.51	563.73	1,698.73	1,628.77	12,506.23
30/06/2021	5,150.25	4,183.80	719.97	19.9350	102,670.21	83,404.09	14,352.60	4.04%	4.32%	6.830377	11,615.77	16,172.62	14,834.76	11,312.48	11,365.60	10,889.42	3,775.13	-	4,821.30	565.62	1,704.84	1,633.41	12,500.30
30/07/2021	5,256.22	4,278.64	724.21	19.9045	104,622.47	85,164.09	14,415.02	4.28%	4.52%	6.867730	11,836.65	16,513.90	14,899.27	11,352.82	11,408.42	10,948.97	3,846.91	-	4,842.26	567.64	1,711.26	1,642.35	12,610.42
31/08/2021	5,538.08	4,399.11	741.27	20.0775	111,190.78	88,323.13	14,882.87	4.41%	4.65%	6.900926	12,579.76	17,126.46	15,382.84	11,397.33	11,455.57	11,001.90	4,088.42	-	4,999.42	569.87	1,718.34	1,650.28	13,026.33
30/09/2021	5,195.97	4,186.85	709.51	20.6260	107,172.14	86,357.95	14,634.39	4.58%	4.75%	6.922358	12,125.11	16,745.39	15,126.02	11,440.83	11,500.92	11,036.06	3,940.66	-	4,915.96	572.04	1,725.14	1,655.41	12,809.20
29/10/2021	5,182.34	4,475.12	745.23	20.5810	106,657.76	92,102.47	15,337.56	4.80%	4.98%	6.965545	12,066.91	17,859.29	15,852.80	11,485.06	11,547.05	11,104.92	3,921.75	-	5,152.16	574.25	1,732.06	1,665.74	13,045.96
30/11/2021	4,837.19	4,424.07	726.53	21.4681	103,845.34	94,976.27	15,597.26	4.91%	5.13%	7.036693	11,748.72	18,416.54	16,121.23	11,535.19	11,599.71	11,218.34	3,818.34	-	5,239.40	576.76	1,739.96	1,682.75	13,057.20
31/12/2021	5,461.79	4,593.60	754.83	20.5075	112,007.62	94,203.15	15,479.64	5.20%	5.44%	7.108233	12,672.18	18,266.63	15,999.65	11,586.84	11,654.05	11,332.40	4,118.46	-	5,199.89	579.34	1,748.11	1,699.86	13,345.65
31/01/2022	5,174.85	4,329.86	717.38	20.6134	106,671.25	89,253.20	15,479.64	5.50%	5.72%	7.123812	12,068.44	17,306.80	15,284.31	11,641.72	11,711.45	11,357.23	3,922.24	-	4,967.40	582.09	1,756.72	1,703.59	12,932.03
28/02/2022	5,426.71	4,196.99	698.02	20.5212	111,362.52	86,127.31	14,324.21	5.80%	6.02%	7.176212	12,599.19	16,700.67	14,805.41	11,694.24	11,766.28	11,440.77	4,094.74	-	4,811.76	584.71	1,764.94	1,716.12	12,972.27
31/03/2022	5,915.67	4,338.85	711.56	19.8911	117,669.20	86,304.54	14,153.67	6.10%	6.33%	7.242651	13,312.71	16,735.04	14,629.15	11,755.66	11,830.42	11,546.70	4,326.63	-	4,754.47	587.78	1,774.56	1,732.00	13,175.45
29/04/2022	5,25																						



MULTIVA DESEMPEÑO DEL FONDO Y BENCHMARK

Valor de \$10,000 del 31-may-19 al 31-may-22

53

Fecha	Formación del Rendimiento del Fondo						Valor de \$10,000 en el fondo
	Precio	Rendimiento neto	Factor de rendimiento	Factor de gastos	Factor de rendimiento bruto	Rendimiento bruto	
31/05/2019	1.107523						10,000.00
28/06/2019	1.135220	2.50%	1.025008	1.001652	1.026701	2.67%	10,267.01
31/07/2019	1.139519	0.38%	1.003787	1.001947	1.005741	0.57%	10,325.96
30/08/2019	1.164105	2.16%	1.021576	1.001770	1.023384	2.34%	10,567.42
30/09/2019	1.150381	-1.18%	0.988211	1.001829	0.990018	-1.00%	10,461.94
31/10/2019	1.138952	-0.99%	0.990065	1.001829	0.991876	-0.81%	10,376.94
29/11/2019	1.163822	2.18%	1.021836	1.001711	1.023584	2.36%	10,621.67
31/12/2019	1.160658	-0.27%	0.997281	1.001888	0.999164	-0.08%	10,612.79
31/01/2020	1.163032	0.20%	1.002045	1.001824	1.003873	0.39%	10,653.90
28/02/2020	1.133466	-2.54%	0.974579	1.001647	0.976184	-2.38%	10,400.17
31/03/2020	1.160322	2.37%	1.023694	1.001883	1.025621	2.56%	10,666.63
30/04/2020	1.249461	7.68%	1.076823	1.001765	1.078723	7.87%	11,506.34
29/05/2020	1.222010	-2.20%	0.978030	1.001706	0.979698	-2.03%	11,272.75
30/06/2020	1.257006	2.86%	1.028638	1.001883	1.030575	3.06%	11,617.41
31/07/2020	1.268454	0.91%	1.009107	1.001824	1.010948	1.09%	11,744.59
31/08/2020	1.299217	2.43%	1.024252	1.001824	1.026121	2.61%	12,051.37
30/09/2020	1.279263	-1.54%	0.984642	1.001765	0.986380	-1.36%	11,887.22
30/10/2020	1.235663	-3.41%	0.965918	1.001765	0.967623	-3.24%	11,502.35
30/11/2020	1.262235	2.15%	1.021504	1.001824	1.023367	2.34%	11,771.13
31/12/2020	1.275091	1.02%	1.010185	1.001824	1.012028	1.20%	11,912.71
29/01/2021	1.290199	1.18%	1.011849	1.001711	1.013580	1.36%	12,074.48
26/02/2021	1.317650	2.13%	1.021277	1.001652	1.022964	2.30%	12,351.75
31/03/2021	1.325712	0.61%	1.006118	1.001947	1.008077	0.81%	12,451.52
30/04/2021	1.351437	1.94%	1.019405	1.001770	1.021209	2.12%	12,715.60
31/05/2021	1.344576	-0.51%	0.994923	1.001829	0.996743	-0.33%	12,674.19
30/06/2021	1.356997	0.92%	1.009238	1.001770	1.011024	1.10%	12,813.91
30/07/2021	1.371677	1.08%	1.010818	1.001770	1.012607	1.26%	12,975.46
31/08/2021	1.396352	1.80%	1.017989	1.001888	1.019911	1.99%	13,233.81
30/09/2021	1.383287	-0.94%	0.990643	1.001770	0.992397	-0.76%	13,133.19
29/10/2021	1.429580	3.35%	1.033466	1.001711	1.035234	3.52%	13,595.92
30/11/2021	1.457171	1.93%	1.019300	1.001888	1.021224	2.12%	13,884.49
31/12/2021	1.452974	-0.29%	0.997120	1.001829	0.998943	-0.11%	13,869.82
31/01/2022	1.417506	-2.44%	0.975589	1.001829	0.977374	-2.26%	13,556.00
28/02/2022	1.392419	-1.77%	0.982302	1.001652	0.983925	-1.61%	13,338.08
31/03/2022	1.394024	0.12%	1.001153	1.001829	1.002984	0.30%	13,377.88
29/04/2022	1.347726	-3.32%	0.966788	1.001711	0.968442	-3.16%	12,955.70
31/05/2022	1.325640	-1.64%	0.983612	1.001888	0.985469	-1.45%	12,767.45