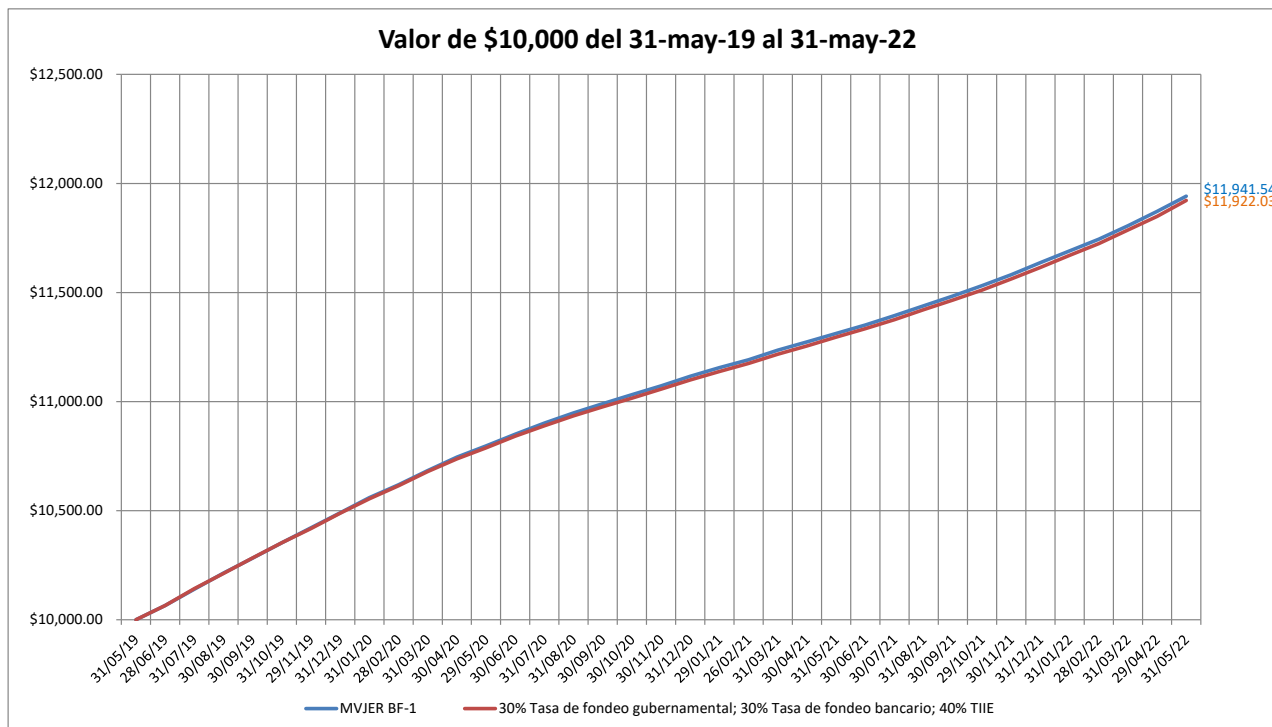


MVJER DESEMPEÑO DEL FONDO Y BENCHMARK

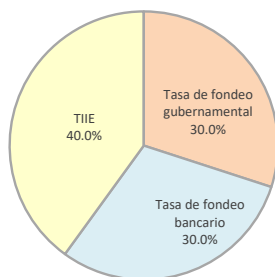


Simulación Histórica, los resultados pasados no son garantía de resultados futuros

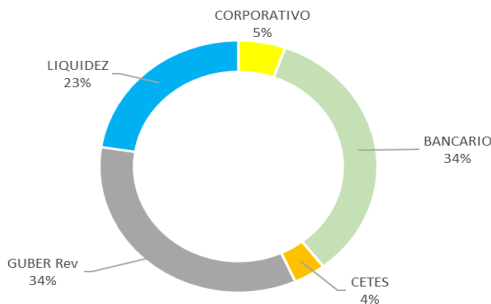
Valor de \$10,000 del 31-may-19 al 31-may-22

Fecha	MVJER BF-1	30% Tasa de fondeo gubernamental; 30% Tasa de fondeo bancario; 40% TIIE
31/05/19	\$ 10,000.00	\$ 10,000.00
28/06/19	\$ 10,065.21	\$ 10,065.09
31/07/19	\$ 10,139.93	\$ 10,142.22
30/08/19	\$ 10,213.46	\$ 10,211.90
30/09/19	\$ 10,282.36	\$ 10,283.30
31/10/19	\$ 10,352.53	\$ 10,352.97
29/11/19	\$ 10,421.21	\$ 10,418.08
31/12/19	\$ 10,490.35	\$ 10,488.11
31/01/20	\$ 10,560.01	\$ 10,554.68
28/02/20	\$ 10,618.82	\$ 10,614.04
31/03/20	\$ 10,683.96	\$ 10,679.87
30/04/20	\$ 10,745.47	\$ 10,737.14
29/05/20	\$ 10,796.55	\$ 10,788.10
30/06/20	\$ 10,850.27	\$ 10,841.39
31/07/20	\$ 10,901.31	\$ 10,889.07
31/08/20	\$ 10,947.51	\$ 10,934.41
30/09/20	\$ 10,990.03	\$ 10,976.08
30/10/20	\$ 11,031.20	\$ 11,015.98
30/11/20	\$ 11,071.82	\$ 11,057.38
31/12/20	\$ 11,115.64	\$ 11,099.05
29/01/21	\$ 11,155.26	\$ 11,138.13
26/02/21	\$ 11,191.94	\$ 11,174.63
31/03/21	\$ 11,235.34	\$ 11,216.85
30/04/21	\$ 11,273.30	\$ 11,255.34
31/05/21	\$ 11,312.69	\$ 11,295.44
30/06/21	\$ 11,351.32	\$ 11,334.53
30/07/21	\$ 11,393.80	\$ 11,375.83
31/08/21	\$ 11,438.99	\$ 11,421.46
30/09/21	\$ 11,483.93	\$ 11,465.76
29/10/21	\$ 11,531.13	\$ 11,510.82
30/11/21	\$ 11,581.80	\$ 11,562.02
31/12/21	\$ 11,637.15	\$ 11,614.81
31/01/22	\$ 11,691.09	\$ 11,670.73
28/02/22	\$ 11,744.41	\$ 11,724.18
31/03/22	\$ 11,805.93	\$ 11,786.70
29/04/22	\$ 11,872.23	\$ 11,849.49
31/05/22	\$ 11,941.54	\$ 11,922.03

Estructura del Benchmark



MVJER Carteras al cierre del 31-may-22



MVJER DESEMPEÑO DEL FONDO Y BENCHMARK

Valor de \$10,000 del 31-may-19 al 31-may-22

Fecha	Tasas y Precios de los Benchmarks					Precios de los Benchmarks					Estructura del Benchmark en el Fondo					Valor de \$10,000 en el Benchmark
	Cetes de 28 días	Tasa de fondeo gubernamental	Tasa de fondeo bancario	TIIE	UDI	Cetes de 28 días	Tasa de fondeo gubernamental	Tasa de fondeo bancario	TIIE	UDI	30% Tasa de fondeo gubernamental; 30% Tasa de fondeo bancario; 40% TIIE					
											Cetes de 28 días	Tasa de fondeo gubernamental	Tasa de fondeo bancario	TIIE	UDI	
											0.0%	30.0%	30.0%	40.0%	0.0%	100.0%
31/05/2019	8.04%	8.29%	8.30%	8.51%	6.272488	10,000.00	10,000.00	10,000.00	10,000.00	10,000.00	-	3,000.00	3,000.00	4,000.00	-	10,000.00
28/06/2019	8.25%	8.27%	8.28%	8.51%	6.258718	10,064.17	10,064.32	10,064.40	10,066.19	9,978.05	-	3,019.30	3,019.32	4,026.48	-	10,065.09
31/07/2019	8.11%	8.28%	8.28%	8.48%	6.274513	10,139.00	10,140.71	10,140.79	10,144.44	10,003.23	-	3,042.21	3,042.24	4,057.77	-	10,142.22
30/08/2019	8.01%	8.16%	8.16%	8.37%	6.287691	10,206.66	10,209.67	10,209.75	10,215.19	10,024.24	-	3,062.90	3,062.92	4,086.08	-	10,211.90
30/09/2019	7.72%	8.07%	8.06%	8.20%	6.291411	10,274.47	10,280.62	10,280.61	10,287.32	10,030.17	-	3,084.18	3,084.18	4,114.93	-	10,283.30
31/10/2019	7.66%	7.78%	7.78%	8.00%	6.315951	10,342.22	10,349.49	10,349.48	10,358.19	10,069.29	-	3,104.85	3,104.84	4,143.28	-	10,352.97
29/11/2019	7.47%	7.76%	7.77%	7.87%	6.353225	10,404.44	10,414.19	10,414.26	10,423.86	10,128.72	-	3,124.26	3,124.28	4,169.54	-	10,418.08
31/12/2019	7.15%	7.46%	7.48%	7.70%	6.399018	10,470.54	10,483.24	10,483.50	10,495.21	10,201.72	-	3,144.97	3,145.05	4,198.08	-	10,488.11
31/01/2020	7.09%	7.26%	7.27%	7.53%	6.440216	10,534.45	10,548.78	10,549.13	10,563.26	10,267.40	-	3,164.63	3,164.74	4,225.30	-	10,554.68
28/02/2020	6.96%	7.12%	7.13%	7.39%	6.459790	10,591.49	10,607.20	10,607.63	10,623.97	10,298.61	-	3,182.16	3,182.29	4,249.59	-	10,614.04
31/03/2020	6.73%	6.89%	6.90%	7.10%	6.499174	10,654.83	10,672.16	10,672.69	10,691.02	10,361.40	-	3,201.65	3,201.81	4,276.41	-	10,679.87
30/04/2020	6.02%	6.35%	6.38%	6.54%	6.437468	10,708.26	10,728.64	10,729.44	10,749.29	10,263.02	-	3,218.59	3,218.83	4,299.72	-	10,737.14
29/05/2020	5.47%	5.80%	5.84%	6.00%	6.423306	10,755.41	10,778.76	10,779.91	10,801.24	10,240.44	-	3,233.63	3,233.97	4,320.50	-	10,788.10
30/06/2020	5.01%	5.48%	5.51%	5.65%	6.443804	10,803.32	10,831.27	10,832.71	10,855.49	10,273.12	-	3,249.38	3,249.81	4,342.20	-	10,841.39
31/07/2020	4.82%	5.01%	5.04%	5.23%	6.496141	10,848.16	10,877.99	10,879.73	10,904.38	10,356.56	-	3,263.40	3,263.92	4,361.75	-	10,889.07
31/08/2020	4.49%	4.73%	4.76%	4.97%	6.525312	10,890.06	10,922.30	10,924.32	10,951.05	10,403.07	-	3,276.69	3,277.30	4,380.42	-	10,934.41
30/09/2020	4.34%	4.47%	4.48%	4.72%	6.549579	10,929.46	10,962.99	10,965.10	10,994.12	10,441.76	-	3,288.90	3,289.53	4,397.65	-	10,976.08
30/10/2020	4.21%	4.25%	4.25%	4.53%	6.565713	10,967.81	11,001.81	11,003.94	11,035.62	10,467.48	-	3,300.54	3,301.18	4,414.25	-	11,015.98
30/11/2020	4.23%	4.27%	4.28%	4.50%	6.601930	11,007.73	11,042.27	11,044.49	11,078.39	10,525.22	-	3,312.68	3,313.35	4,431.35	-	11,057.38
31/12/2020	4.27%	4.29%	4.31%	4.49%	6.605597	11,048.21	11,083.06	11,085.49	11,121.22	10,531.06	-	3,324.92	3,325.65	4,448.49	-	11,099.05
29/01/2021	4.22%	4.30%	4.31%	4.47%	6.640509	11,085.77	11,121.45	11,123.97	11,161.27	10,586.72	-	3,336.43	3,337.19	4,464.51	-	11,138.13
26/02/2021	4.12%	4.11%	4.12%	4.36%	6.700486	11,121.25	11,157.00	11,159.62	11,199.12	10,682.34	-	3,347.10	3,347.89	4,479.65	-	11,174.63
31/03/2021	4.05%	4.01%	4.02%	4.28%	6.748761	11,162.58	11,198.01	11,200.74	11,243.05	10,759.30	-	3,359.40	3,360.22	4,497.22	-	11,216.85
30/04/2021	4.07%	4.01%	4.01%	4.28%	6.791518	11,200.39	11,235.43	11,238.17	11,283.15	10,827.47	-	3,370.63	3,371.45	4,513.26	-	11,255.34
31/05/2021	4.06%	4.04%	4.03%	4.29%	6.810965	11,239.57	11,274.52	11,277.17	11,324.84	10,858.47	-	3,382.36	3,383.15	4,529.93	-	11,295.44
30/06/2021	4.08%	4.04%	4.04%	4.32%	6.830377	11,277.77	11,312.48	11,315.14	11,365.60	10,889.42	-	3,393.74	3,394.54	4,546.24	-	11,334.53
30/07/2021	4.32%	4.28%	4.27%	4.52%	6.867730	11,318.37	11,352.82	11,355.40	11,408.42	10,948.97	-	3,405.85	3,406.62	4,563.37	-	11,375.83
31/08/2021	4.44%	4.41%	4.43%	4.65%	6.900926	11,363.06	11,397.33	11,400.12	11,455.57	11,001.90	-	3,419.20	3,420.03	4,582.23	-	11,421.46
30/09/2021	4.59%	4.58%	4.60%	4.75%	6.922358	11,406.52	11,440.83	11,443.82	11,500.92	11,036.06	-	3,432.25	3,433.14	4,600.37	-	11,465.76
29/10/2021	4.84%	4.80%	4.82%	4.98%	6.965545	11,450.99	11,485.06	11,488.25	11,547.05	11,104.92	-	3,445.52	3,446.48	4,618.82	-	11,510.82
30/11/2021	5.06%	4.91%	4.93%	5.13%	7.036693	11,502.48	11,535.19	11,538.59	11,599.71	11,218.34	-	3,460.56	3,461.58	4,639.88	-	11,562.02
31/12/2021	5.34%	5.20%	5.22%	5.44%	7.108233	11,555.32	11,586.84	11,590.46	11,654.05	11,332.40	-	3,476.05	3,477.14	4,661.62	-	11,614.81
31/01/2022	5.53%	5.50%	5.51%	5.72%	7.123812	11,610.29	11,641.72	11,645.45	11,711.45	11,357.23	-	3,492.52	3,493.64	4,684.58	-	11,670.73
28/02/2022	5.87%	5.80%	5.80%	6.02%	7.176212	11,663.30	11,694.24	11,697.99	11,766.28	11,440.77	-	3,508.27	3,509.40	4,706.51	-	11,724.18
31/03/2022	6.31%	6.10%	6.10%	6.33%	7.242651	11,726.68	11,755.66	11,759.43	11,830.42	11,546.70	-	3,526.70	3,527.83	4,732.17	-	11,786.70
29/04/2022	6.56%	6.53%	6.54%	6.73%	7.310501	11,788.60	11,817.50	11,821.39	11,894.56	11,654.87	-	3,545.25	3,546.42	4,757.82	-	11,849.49
31/05/2022	6.93%	6.80%	6.81%	7.01%	7.330093	11,861.24	11,888.93	11,892.95	11,968.67	11,686.10	-	3,566.68	3,567.88	4,787.47	-	11,922.03

Fuente: Elaboración propia con datos de www.banxico.org.mx

MVJER DESEMPEÑO DEL FONDO Y BENCHMARK

Valor de \$10,000 del 31-may-19 al 31-may-22

103

Fecha	Formación del Rendimiento del Fondo						Valor de \$10,000 en el fondo
	Precio	Rendimiento neto	Factor de rendimiento	Factor de gastos	Factor de rendimiento bruto	Rendimiento bruto	
31/05/2019	1.143023						10,000.00
28/06/2019	1.148027	5.63%	1.004378	1.00213	1.00652	8.38%	10,065.21
31/07/2019	1.153648	5.34%	1.004896	1.00251	1.00742	8.10%	10,139.93
30/08/2019	1.159364	5.95%	1.004955	1.00229	1.00725	8.70%	10,213.46
30/09/2019	1.164434	5.08%	1.004373	1.00236	1.00675	7.83%	10,282.36
31/10/2019	1.169617	5.17%	1.004451	1.00236	1.00682	7.92%	10,352.53
29/11/2019	1.174780	5.48%	1.004414	1.00221	1.00663	8.24%	10,421.21
31/12/2019	1.179698	4.71%	1.004186	1.00244	1.00664	7.46%	10,490.35
31/01/2020	1.184329	4.56%	1.003926	1.00270	1.00664	7.71%	10,560.01
28/02/2020	1.188024	4.01%	1.003120	1.00244	1.00557	7.16%	10,618.82
31/03/2020	1.191985	3.75%	1.003334	1.00279	1.00613	6.90%	10,683.96
30/04/2020	1.195719	3.76%	1.003133	1.00262	1.00576	6.91%	10,745.47
29/05/2020	1.198372	2.75%	1.002219	1.00253	1.00475	5.90%	10,796.55
30/06/2020	1.200983	2.45%	1.002179	1.00279	1.00498	5.60%	10,850.27
31/07/2020	1.203379	2.32%	1.001995	1.00270	1.00470	5.46%	10,901.31
31/08/2020	1.205220	1.78%	1.001530	1.00270	1.00424	4.92%	10,947.51
30/09/2020	1.206744	1.52%	1.001264	1.00262	1.00388	4.66%	10,990.03
30/10/2020	1.208103	1.35%	1.001126	1.00262	1.00375	4.49%	11,031.20
30/11/2020	1.209282	1.13%	1.000976	1.00270	1.00368	4.28%	11,071.82
31/12/2020	1.210795	1.45%	1.001251	1.00270	1.00396	4.60%	11,115.64
29/01/2021	1.212498	1.75%	1.001407	1.00215	1.00356	4.42%	11,155.26
26/02/2021	1.213960	1.55%	1.001206	1.00208	1.00329	4.23%	11,191.94
31/03/2021	1.215688	1.55%	1.001423	1.00245	1.00388	4.23%	11,235.34
30/04/2021	1.217083	1.38%	1.001147	1.00223	1.00338	4.05%	11,273.30
31/05/2021	1.218529	1.38%	1.001188	1.00230	1.00349	4.06%	11,312.69
30/06/2021	1.219971	1.42%	1.001183	1.00223	1.00341	4.10%	11,351.32
30/07/2021	1.221814	1.81%	1.001511	1.00223	1.00374	4.49%	11,393.80
31/08/2021	1.223751	1.78%	1.001585	1.00238	1.00397	4.46%	11,438.99
30/09/2021	1.225827	2.04%	1.001696	1.00223	1.00393	4.71%	11,483.93
29/10/2021	1.228219	2.42%	1.001951	1.00215	1.00411	5.10%	11,531.13
30/11/2021	1.230691	2.26%	1.002013	1.00238	1.00439	4.94%	11,581.80
31/12/2021	1.233731	2.87%	1.002470	1.00230	1.00478	5.55%	11,637.15
31/01/2022	1.237536	3.58%	1.003084	1.00155	1.00463	5.38%	11,691.09
28/02/2022	1.241447	4.06%	1.003160	1.00140	1.00456	5.86%	11,744.41
31/03/2022	1.246024	4.28%	1.003687	1.00155	1.00524	6.08%	11,805.93
29/04/2022	1.251212	5.17%	1.004164	1.00145	1.00562	6.97%	11,872.23
31/05/2022	1.256512	4.77%	1.004236	1.00160	1.00584	6.57%	11,941.54