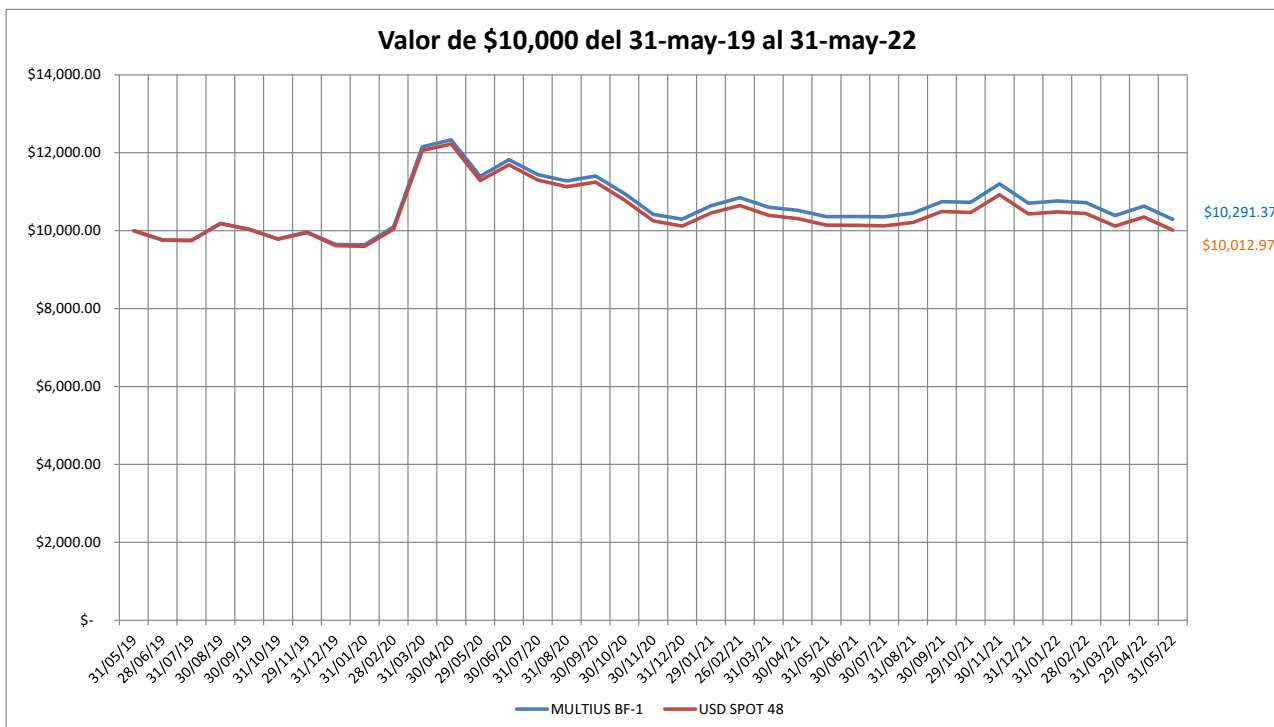


MULTIUS DESEMPEÑO DEL FONDO Y BENCHMARK

Valor de \$10,000 del 31-may-19 al 31-may-22

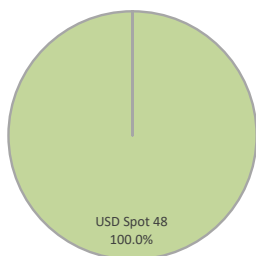


Valor de \$10,000 del 31-may-19 al 31-may-22

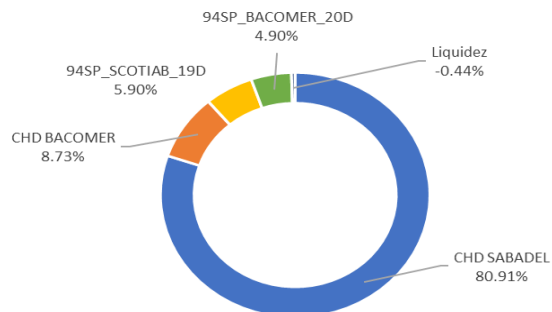
Fecha	MULTIUS BF-1	USD SPOT 48
31/05/19	\$ 10,000.00	\$ 10,000.00
28/06/19	\$ 9,756.44	\$ 9,759.16
31/07/19	\$ 9,746.48	\$ 9,748.98
30/08/19	\$ 10,184.06	\$ 10,189.11
30/09/19	\$ 10,032.55	\$ 10,037.13
31/10/19	\$ 9,785.89	\$ 9,785.10
29/11/19	\$ 9,964.40	\$ 9,952.95
31/12/19	\$ 9,642.94	\$ 9,617.24
31/01/20	\$ 9,639.37	\$ 9,597.91
28/02/20	\$ 10,099.27	\$ 10,039.17
31/03/20	\$ 12,153.15	\$ 12,061.55
30/04/20	\$ 12,332.31	\$ 12,225.33
29/05/20	\$ 11,396.63	\$ 11,284.33
30/06/20	\$ 11,823.11	\$ 11,692.01
31/07/20	\$ 11,440.55	\$ 11,302.39
31/08/20	\$ 11,278.15	\$ 11,129.45
30/09/20	\$ 11,405.79	\$ 11,244.91
30/10/20	\$ 10,954.65	\$ 10,789.67
30/11/20	\$ 10,420.40	\$ 10,252.03
31/12/20	\$ 10,295.59	\$ 10,120.80
29/01/21	\$ 10,641.44	\$ 10,453.20
26/02/21	\$ 10,848.84	\$ 10,648.02
31/03/21	\$ 10,600.26	\$ 10,396.49
30/04/21	\$ 10,522.32	\$ 10,310.78
31/05/21	\$ 10,361.59	\$ 10,144.71
30/06/21	\$ 10,365.04	\$ 10,139.88
30/07/21	\$ 10,355.19	\$ 10,124.36
31/08/21	\$ 10,452.38	\$ 10,212.36
30/09/21	\$ 10,745.17	\$ 10,491.35
29/10/21	\$ 10,727.87	\$ 10,468.46
30/11/21	\$ 11,200.40	\$ 10,919.68
31/12/21	\$ 10,706.06	\$ 10,431.08
31/01/22	\$ 10,763.64	\$ 10,484.94
28/02/22	\$ 10,717.34	\$ 10,438.05
31/03/22	\$ 10,391.57	\$ 10,117.55
29/04/22	\$ 10,633.22	\$ 10,348.58
31/05/22	\$ 10,291.37	\$ 10,012.97

Simulación Histórica, los resultados pasados no son garantía de resultados futuros

Estructura del Benchmark



MULTIUS Cartera al cierre del 31-may-22



MULTIUS DESEMPEÑO DEL FONDO Y BENCHMARK

Valor de \$10,000 del 31-may-19 al 31-may-22

Fecha	Tasas y Precios de los Benchmarks					Precios de los Benchmarks					Estructura del Benchmark en el Fondo					MULTIUS BF-1 Valor de \$10,000 en el Benchmark
	Cetes de 28 días	Tasa de fondeo gubernamental	Tasa de fondeo bancario	TIIE	USD Spot 48	Cetes de 28 días	Tasa de fondeo gubernamental	Tasa de fondeo bancario	TIIE	USD Spot 48	USD SPOT 48					
											Cetes de 28 días	Tasa de fondeo gubernamental	Tasa de fondeo bancario	TIIE	USD Spot 48	
					134						0.0%	0.0%	0.0%	0.0%	100.0%	100.0%
31/05/2019	8.04%	8.29%	8.30%	8.51%	19.660000	10,000.00	10,000.00	10,000.00	10,000.00	10,000.00	-	-	-	-	10,000.00	10,000.00
28/06/2019	8.25%	8.27%	8.28%	8.51%	19.186500	10,064.17	10,064.32	10,064.40	10,066.19	9,759.16	-	-	-	-	9,759.16	9,759.16
31/07/2019	8.11%	8.28%	8.28%	8.48%	19.166500	10,139.00	10,140.71	10,140.79	10,144.44	9,748.98	-	-	-	-	9,748.98	9,748.98
30/08/2019	8.01%	8.16%	8.16%	8.37%	20.031800	10,206.66	10,209.67	10,209.75	10,215.19	10,189.11	-	-	-	-	10,189.11	10,189.11
30/09/2019	7.72%	8.07%	8.06%	8.20%	19.733000	10,274.47	10,280.62	10,280.61	10,287.32	10,037.13	-	-	-	-	10,037.13	10,037.13
31/10/2019	7.66%	7.78%	7.78%	8.00%	19.237500	10,342.22	10,349.49	10,349.48	10,358.19	9,785.10	-	-	-	-	9,785.10	9,785.10
29/11/2019	7.47%	7.76%	7.77%	7.87%	19.567500	10,404.44	10,414.19	10,414.26	10,423.86	9,952.95	-	-	-	-	9,952.95	9,952.95
31/12/2019	7.15%	7.46%	7.48%	7.70%	18.907500	10,470.54	10,483.24	10,483.50	10,495.21	9,617.24	-	-	-	-	9,617.24	9,617.24
31/01/2020	7.09%	7.26%	7.27%	7.53%	18.869500	10,534.45	10,548.78	10,549.13	10,563.26	9,597.91	-	-	-	-	9,597.91	9,597.91
28/02/2020	6.96%	7.12%	7.13%	7.39%	19.737000	10,591.49	10,607.20	10,607.63	10,623.97	10,039.17	-	-	-	-	10,039.17	10,039.17
31/03/2020	6.73%	6.89%	6.90%	7.10%	23.713000	10,654.83	10,672.16	10,672.69	10,691.02	12,061.55	-	-	-	-	12,061.55	12,061.55
30/04/2020	6.02%	6.35%	6.38%	6.54%	24.035000	10,708.26	10,728.64	10,729.44	10,749.29	12,225.33	-	-	-	-	12,225.33	12,225.33
29/05/2020	5.47%	5.80%	5.84%	6.00%	22.185000	10,755.41	10,778.76	10,779.91	10,801.24	11,284.33	-	-	-	-	11,284.33	11,284.33
30/06/2020	5.01%	5.48%	5.51%	5.65%	22.986500	10,803.32	10,831.27	10,832.71	10,855.49	11,692.01	-	-	-	-	11,692.01	11,692.01
31/07/2020	4.82%	5.01%	5.04%	5.23%	22.220500	10,848.16	10,877.99	10,879.73	10,904.38	11,302.39	-	-	-	-	11,302.39	11,302.39
31/08/2020	4.49%	4.73%	4.76%	4.97%	21.880500	10,890.06	10,922.30	10,924.32	10,951.05	11,129.45	-	-	-	-	11,129.45	11,129.45
30/09/2020	4.34%	4.47%	4.48%	4.72%	22.107500	10,929.46	10,962.99	10,965.10	10,994.12	11,244.91	-	-	-	-	11,244.91	11,244.91
30/10/2020	4.21%	4.25%	4.25%	4.53%	21.212500	10,967.81	11,001.81	11,003.94	11,035.62	10,789.67	-	-	-	-	10,789.67	10,789.67
30/11/2020	4.23%	4.27%	4.28%	4.50%	20.155500	11,007.73	11,042.27	11,044.49	11,078.39	10,252.03	-	-	-	-	10,252.03	10,252.03
31/12/2020	4.27%	4.29%	4.31%	4.49%	19.897500	11,048.21	11,083.06	11,085.49	11,121.22	10,120.80	-	-	-	-	10,120.80	10,120.80
29/01/2021	4.22%	4.30%	4.31%	4.47%	20.551000	11,085.77	11,121.45	11,123.97	11,161.27	10,453.20	-	-	-	-	10,453.20	10,453.20
26/02/2021	4.12%	4.11%	4.12%	4.36%	20.934000	11,121.25	11,157.00	11,159.62	11,199.12	10,648.02	-	-	-	-	10,648.02	10,648.02
31/03/2021	4.05%	4.01%	4.02%	4.28%	20.439500	11,162.58	11,198.01	11,200.74	11,243.05	10,396.49	-	-	-	-	10,396.49	10,396.49
30/04/2021	4.07%	4.01%	4.01%	4.28%	20.271000	11,200.39	11,235.43	11,238.17	11,283.15	10,310.78	-	-	-	-	10,310.78	10,310.78
31/05/2021	4.06%	4.04%	4.03%	4.29%	19.944500	11,239.57	11,274.52	11,277.17	11,324.84	10,144.71	-	-	-	-	10,144.71	10,144.71
30/06/2021	4.08%	4.04%	4.04%	4.32%	19.935000	11,277.77	11,312.48	11,315.14	11,365.60	10,139.88	-	-	-	-	10,139.88	10,139.88
30/07/2021	4.32%	4.28%	4.27%	4.52%	19.904500	11,318.37	11,352.82	11,355.40	11,408.42	10,124.36	-	-	-	-	10,124.36	10,124.36
31/08/2021	4.44%	4.41%	4.43%	4.65%	20.077500	11,363.06	11,397.33	11,400.12	11,455.57	10,212.36	-	-	-	-	10,212.36	10,212.36
30/09/2021	4.59%	4.58%	4.60%	4.75%	20.626000	11,406.52	11,440.83	11,443.82	11,500.92	10,491.35	-	-	-	-	10,491.35	10,491.35
29/10/2021	4.84%	4.80%	4.82%	4.98%	20.581000	11,450.99	11,485.06	11,488.25	11,547.05	10,468.46	-	-	-	-	10,468.46	10,468.46
30/11/2021	5.06%	4.91%	4.93%	5.13%	21.468100	11,502.48	11,535.19	11,538.59	11,599.71	10,919.68	-	-	-	-	10,919.68	10,919.68
31/12/2021	5.34%	5.20%	5.22%	5.44%	20.507500	11,555.32	11,586.84	11,590.46	11,654.05	10,431.08	-	-	-	-	10,431.08	10,431.08
31/01/2022	5.53%	5.50%	5.51%	5.72%	20.613400	11,610.29	11,641.72	11,645.45	11,711.45	10,484.94	-	-	-	-	10,484.94	10,484.94
28/02/2022	5.87%	5.80%	5.80%	6.02%	20.521200	11,663.30	11,694.24	11,697.99	11,766.28	10,438.05	-	-	-	-	10,438.05	10,438.05
31/03/2022	6.31%	6.10%	6.10%	6.33%	19.891100	11,726.68	11,755.66	11,759.43	11,830.42	10,117.55	-	-	-	-	10,117.55	10,117.55
29/04/2022	6.56%	6.53%	6.54%	6.73%	20.345300	11,788.60	11,817.50	11,821.39	11,894.56	10,348.58	-	-	-	-	10,348.58	10,348.58
31/05/2022	6.93%	6.80%	6.81%	7.01%	19.685500	11,861.24	11,888.93	11,892.95	11,968.67	10,012.97	-	-	-	-	10,012.97	10,012.97

Fuente: Elaboración propia con datos de www.banxico.org.mx

MULTIUS DESEMPEÑO DEL FONDO Y BENCHMARK

Valor de \$10,000 del 31-may-19 al 31-may-22

95

Fecha	Formación del Rendimiento del Fondo						Valor de \$10,000 en el fondo
	Precio	Rendimiento neto	Factor de rendimiento	Factor de gastos	Factor de rendimiento bruto	Rendimiento bruto	
31/05/2019	1.065782						10,000.00
28/06/2019	1.037979	-33.54%	0.973913	1.00178	0.97564	-31.31%	9,756.44
31/07/2019	1.034751	-3.39%	0.996890	1.00210	0.99898	-1.11%	9,746.48
30/08/2019	1.079153	51.49%	1.042911	1.00190	1.04490	53.88%	10,184.06
30/09/2019	1.061010	-19.52%	0.983188	1.00197	0.98512	-17.28%	10,032.55
31/10/2019	1.032891	-30.78%	0.973498	1.00197	0.97541	-28.55%	9,785.89
29/11/2019	1.049800	20.32%	1.016371	1.00184	1.01824	22.64%	9,964.40
31/12/2019	1.013873	-38.50%	0.965777	1.00203	0.96774	-36.29%	9,642.94
31/01/2020	1.011162	-3.11%	0.997326	1.00231	0.99963	-0.43%	9,639.37
28/02/2020	1.057199	58.54%	1.045529	1.00209	1.04771	61.34%	10,099.27
31/03/2020	1.269174	225.57%	1.200506	1.00238	1.20337	228.79%	12,153.15
30/04/2020	1.285011	14.97%	1.012478	1.00224	1.01474	17.69%	12,332.31
29/05/2020	1.184953	-96.66%	0.922135	1.00216	0.92413	-94.19%	11,396.63
30/06/2020	1.226372	39.32%	1.034954	1.00238	1.03742	42.10%	11,823.11
31/07/2020	1.183955	-40.17%	0.965413	1.00231	0.96764	-37.58%	11,440.55
31/08/2020	1.164458	-19.12%	0.983532	1.00231	0.98580	-16.49%	11,278.15
30/09/2020	1.175010	10.87%	1.009062	1.00224	1.01132	13.58%	11,405.79
30/10/2020	1.126017	-50.03%	0.958304	1.00224	0.96045	-47.46%	10,954.65
30/11/2020	1.068633	-59.18%	0.949038	1.00231	0.95123	-56.64%	10,420.40
31/12/2020	1.053400	-16.55%	0.985745	1.00231	0.98802	-13.91%	10,295.59
29/01/2021	1.086845	39.41%	1.031750	1.00179	1.03359	41.70%	10,641.44
26/02/2021	1.106121	22.80%	1.017736	1.00172	1.01949	25.06%	10,848.84
31/03/2021	1.078585	-27.16%	0.975106	1.00203	0.97709	-25.00%	10,600.26
30/04/2021	1.068681	-11.02%	0.990818	1.00185	0.99265	-8.82%	10,522.32
31/05/2021	1.050352	-19.92%	0.982849	1.00191	0.98472	-17.74%	10,361.59
30/06/2021	1.048765	-1.81%	0.998489	1.00185	1.00033	0.40%	10,365.04
30/07/2021	1.045837	-3.35%	0.997208	1.00185	0.99905	-1.14%	10,355.19
31/08/2021	1.053577	8.33%	1.007401	1.00197	1.00939	10.56%	10,452.38
30/09/2021	1.081093	31.34%	1.026117	1.00185	1.02801	33.61%	10,745.17
29/10/2021	1.077429	-4.21%	0.996611	1.00179	0.99839	-2.00%	10,727.87
30/11/2021	1.122675	47.24%	1.041994	1.00197	1.04405	49.55%	11,200.40
31/12/2021	1.071080	-53.37%	0.954043	1.00191	0.95586	-51.26%	10,706.06
31/01/2022	1.075602	4.90%	1.004222	1.00115	1.00538	6.25%	10,763.64
28/02/2022	1.069862	-6.86%	0.994663	1.00104	0.99570	-5.53%	10,717.34
31/03/2022	1.036149	-36.59%	0.968488	1.00115	0.96960	-35.30%	10,391.57
29/04/2022	1.059103	27.50%	1.022153	1.00108	1.02325	28.87%	10,633.22
31/05/2022	1.023836	-37.46%	0.966701	1.00119	0.96785	-36.17%	10,291.37