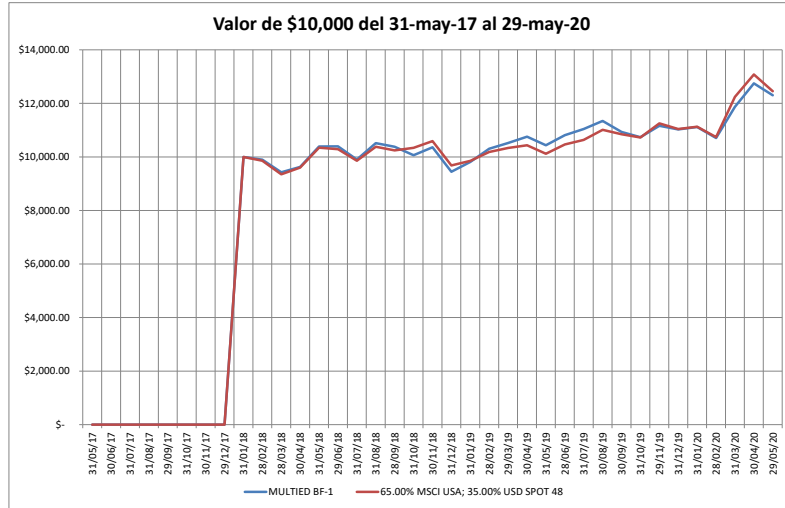
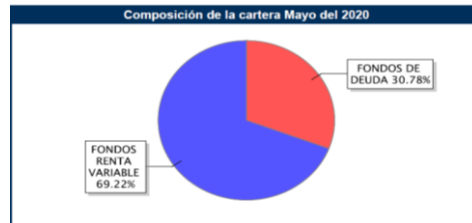
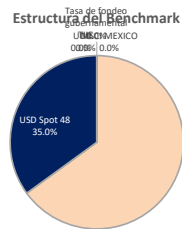


MULTIED DESEMPEÑO DEL FONDO Y BENCHMARK



Simulación Histórica, los resultados pasados no son garantía de resultados futuros



Valor de \$10,000 del 31-may-17 al 29-may-20

Fecha	MULTIED BF-1	65.00% MSCI USA; 35.00% USD SPOT 48
31/05/17	\$ -	\$ -
30/06/17	\$ -	\$ -
31/07/17	\$ -	\$ -
31/08/17	\$ -	\$ -
29/09/17	\$ -	\$ -
31/10/17	\$ -	\$ -
30/11/17	\$ -	\$ -
29/12/17	\$ -	\$ -
31/01/18	\$ 10,000.00	\$ 10,000.00
28/02/18	\$ 9,895.10	\$ 9,858.19
28/03/18	\$ 9,423.56	\$ 9,351.04
30/04/18	\$ 9,627.75	\$ 9,599.38
31/05/18	\$ 10,387.68	\$ 10,341.85
29/06/18	\$ 10,393.47	\$ 10,291.23
31/07/18	\$ 9,903.60	\$ 9,855.16
31/08/18	\$ 10,516.08	\$ 10,380.79
28/09/18	\$ 10,378.95	\$ 10,244.72
31/10/18	\$ 10,061.21	\$ 10,339.37
30/11/18	\$ 10,359.29	\$ 10,587.85
31/12/18	\$ 9,444.14	\$ 9,682.79
31/01/19	\$ 9,809.78	\$ 9,850.10
28/02/19	\$ 10,304.55	\$ 10,183.89
29/03/19	\$ 10,522.28	\$ 10,334.17
30/04/19	\$ 10,755.36	\$ 10,433.76
31/05/19	\$ 10,432.87	\$ 10,120.52
28/06/19	\$ 10,810.09	\$ 10,463.96
31/07/19	\$ 11,043.96	\$ 10,636.12
30/08/19	\$ 11,345.43	\$ 11,010.43
30/09/19	\$ 10,932.90	\$ 10,846.69
31/10/19	\$ 10,737.75	\$ 10,728.13
29/11/19	\$ 11,163.48	\$ 11,252.57
31/12/19	\$ 11,026.52	\$ 11,043.86
31/01/20	\$ 11,119.17	\$ 11,127.92
28/02/20	\$ 10,705.46	\$ 10,742.01
31/03/20	\$ 11,869.34	\$ 12,242.22
30/04/20	\$ 12,746.65	\$ 13,079.57
29/05/20	\$ 12,303.78	\$ 12,454.38



MULTIED DESEMPEÑO DEL FONDO Y BENCHMARK

Valor de \$10,000 del 31-may-17 al 29-may-20

Fecha	Tasas y Precios de los Benchmarks										Precios de los Benchmarks						Estructura del Benchmark en el Fondo							MULTIED BF-1
	MSCI MEXICO	MSCI USA	MSCI ACWI	USD Spot 48	MSCI MEXICO En pesos	MSCI USA En pesos	MSCI ACWI En pesos	Tasa de fondeo gubernamental	TIIE	UDI	MSCI MEXICO	MSCI USA	USD Spot 48	Tasa de fondeo gubernamental	TIIE	UDI	MSCI MEXICO	MSCI USA	USD Spot 48	Tasa de fondeo gubernamental	TIIE	UDI	Valor de \$10,000 en el Benchmark	
																	65.00%	65.0%	35.0%	0.0%	0.0%	0.0%	100.0%	
31/05/2017																								
30/06/2017																								
31/07/2017																								
31/08/2017																								
29/09/2017																								
31/10/2017																								
30/11/2017																								
29/12/2017																								
31/01/2018	5,709.70	2,686.67	541.50	18.7385	106,991.21	50,344.18	10,146.82	7.30%	7.64%	5.972403	10,000.00	10,000.00	10,000.00	10,000.00	10,000.00	10,000.00	-	6,500.00	3,500.00	-	-	-	10,000.00	
28/02/2018	5,427.84	2,612.46	523.83	18.8105	102,100.29	49,141.66	9,853.54	7.49%	7.78%	6.002620	9,542.87	9,761.14	10,038.42	10,058.26	10,060.51	10,050.59	-	6,344.74	3,513.45	-	-	-	9,858.19	
28/03/2018	5,423.64	2,490.82	504.13	18.3940	99,762.45	45,816.22	9,273.04	7.57%	7.83%	6.017998	9,324.36	9,100.60	9,816.15	10,117.48	10,121.78	10,076.34	-	5,915.39	3,435.65	-	-	-	9,351.04	
30/04/2018	5,509.06	2,544.34	511.31	18.6293	102,629.99	47,399.22	9,525.42	7.54%	7.84%	6.026212	9,592.38	9,415.03	9,941.72	10,187.40	10,194.52	10,090.10	-	6,119.77	3,479.60	-	-	-	9,599.38	
31/05/2018	4,790.06	2,597.58	509.96	19.8060	94,871.99	51,447.57	10,100.29	7.58%	7.85%	6.005882	8,867.27	10,219.17	10,569.68	10,253.90	10,263.43	10,056.06	-	6,642.46	3,699.39	-	-	-	10,341.85	
29/06/2018	4,996.63	2,591.69	501.88	19.7378	98,622.42	51,154.16	9,905.99	7.64%	7.93%	6.012456	9,217.81	10,160.89	10,533.29	10,317.01	10,329.00	10,067.06	-	6,604.58	3,686.65	-	-	-	10,291.23	
31/07/2018	5,600.04	2,670.53	518.93	18.5395	103,821.87	49,510.24	9,620.68	7.81%	8.10%	6.040489	9,703.78	9,834.35	9,893.80	10,388.63	10,403.37	10,114.00	-	6,392.33	3,462.83	-	-	-	9,855.16	
31/08/2018	5,389.81	2,766.05	524.28	19.0855	102,867.14	52,791.50	10,006.15	7.80%	8.11%	6.071394	9,614.54	10,486.12	10,185.18	10,458.41	10,476.02	10,165.75	-	6,815.98	3,564.81	-	-	-	10,380.79	
28/09/2018	5,461.09	2,775.70	525.44	18.7923	102,626.35	52,161.75	9,874.28	7.80%	8.11%	6.105185	9,592.04	10,361.03	10,028.71	10,521.86	10,542.10	10,222.33	-	6,734.67	3,510.05	-	-	-	10,244.72	
31/10/2018	4,522.95	2,551.09	478.19	20.0315	90,601.37	51,102.16	9,578.88	7.81%	8.12%	6.131550	8,468.11	10,150.56	10,690.02	10,597.18	10,620.57	10,266.47	-	6,597.86	3,741.51	-	-	-	10,339.37	
30/11/2018	4,330.06	2,602.49	489.66	20.2525	87,694.54	52,706.95	9,916.86	7.93%	8.25%	6.167670	8,196.42	10,469.32	10,807.96	10,667.21	10,693.58	10,326.95	-	6,805.06	3,782.79	-	-	-	10,587.85	
31/12/2018	4,399.40	2,363.26	452.69	19.6843	86,599.05	46,519.02	8,910.94	8.18%	8.41%	6.226631	8,094.03	9,240.20	10,504.74	10,742.35	10,771.03	10,425.67	-	6,006.13	3,676.66	-	-	-	9,682.79	
31/01/2019	4,758.15	2,553.77	486.71	19.0708	90,741.69	48,702.44	9,281.99	8.26%	8.59%	6.247595	8,481.23	9,673.90	10,177.34	10,818.76	10,850.70	10,460.77	-	6,288.03	3,562.07	-	-	-	9,850.10	
28/02/2019	4,685.36	2,663.96	505.40	19.1885	89,904.93	51,117.47	9,697.77	8.26%	8.56%	6.250861	8,403.02	10,153.60	10,240.15	10,888.26	10,922.94	10,466.24	-	6,599.84	3,584.05	-	-	-	10,183.89	
29/03/2019	4,602.20	2,683.45	505.14	19.3798	89,189.68	52,004.69	9,789.59	8.27%	8.52%	6.258620	8,336.17	10,329.83	10,342.24	10,960.80	10,997.91	10,479.23	-	6,714.39	3,619.78	-	-	-	10,334.17	
30/04/2019	4,912.92	2,804.30	524.39	19.0103	93,396.12	53,310.57	9,968.89	8.28%	8.50%	6.277345	8,729.33	10,589.22	10,145.05	11,041.47	11,081.00	10,510.59	-	6,882.99	3,550.77	-	-	-	10,433.76	
31/05/2019	4,679.95	2,657.25	496.23	19.1003	89,388.39	50,754.25	9,478.05	8.29%	8.51%	6.272488	8,354.74	10,081.45	10,193.08	11,120.29	11,162.21	10,502.45	-	6,552.94	3,567.58	-	-	-	10,120.52	
28/06/2019	4,649.22	2,786.98	520.93	19.1433	89,001.36	53,352.03	9,972.28	8.27%	8.51%	6.258718	8,318.57	10,597.46	10,216.03	11,191.82	11,236.09	10,479.40	-	6,888.35	3,575.61	-	-	-	10,463.96	
31/07/2019	4,446.28	2,873.57	528.07	19.0683	84,783.06	54,794.00	10,069.32	8.28%	8.48%	6.274513	7,924.30	10,883.88	10,176.00	11,276.77	11,323.43	10,505.84	-	7,074.52	3,561.60	-	-	-	10,636.12	
30/08/2019	4,307.58	2,785.94	508.87	20.1480	86,789.14	56,131.18	10,252.69	8.16%	8.37%	6.287691	8,111.80	11,149.49	10,752.19	11,353.45	11,402.41	10,527.91	-	7,247.17	3,763.27	-	-	-	11,010.43	
30/09/2019	4,524.50	2,818.25	519.74	19.6980	89,123.68	55,513.97	10,237.74	8.07%	8.20%	6.291411	8,330.00	11,026.89	10,512.05	11,432.35	11,482.92	10,534.14	-	7,167.48	3,679.22	-	-	-	10,846.69	
31/10/2019	4,718.96	2,900.18	535.18	19.1155	90,205.26	55,438.35	10,230.29	7.78%	8.00%	6.315951	8,431.09	11,011.87	10,201.19	11,508.94	11,562.03	10,575.23	-	7,157.71	3,570.42	-	-	-	10,728.13	
29/11/2019	4,544.76	3,006.21	549.34	19.5725	88,952.32	58,839.12	10,751.98	7.76%	7.87%	6.353225	8,313.98	11,687.37	10,445.07	11,580.88	11,635.33	10,637.64	-	7,596.79	3,655.78	-	-	-	11,252.57	
31/12/2019	4,779.18	3,067.31	564.38	18.9495	90,562.98	58,123.90	10,694.72	7.46%	7.70%	6.399018	8,464.52	11,545.30	10,112.60	11,657.67	11,714.97	10,714.31	-	7,504.45	3,539.41	-	-	-	11,043.86	
31/01/2020	4,943.26	3,133.69	565.50	18.8170	93,017.38	58,966.64	10,640.94	7.26%	7.53%	6.440216	8,693.93	11,712.70	10,041.89	11,730.55	11,790.93	10,783.29	-	7,613.26	3,514.66	-	-	-	11,127.92	
28/02/2020	4,440.09	2,846.07	521.92	19.3815	86,055.55	55,161.05	10,115.53	7.12%	7.39%	6.459790	8,043.23	10,956.79	10,343.14	11,795.52	11,858.70	10,816.07	-	7,121.91	3,620.10	-	-	-	10,742.01	
31/03/2020	2,944.75	2,500.02	445.04	24.0250	70,747.59	60,062.96	10,692.09	6.89%	7.10%	6.499174	6,612.47	11,930.47	12,821.20	11,867.76	11,933.54	10,882.01	-	7,754.80	4,487.42	-	-	-	12,242.22	
30/04/2020	3,197.29	2,807.51	492.60	23.8130	76,136.97	66,855.12	11,730.31	6.35%	6.54%	6.437468	7,116.19	13,279.61	12,708.06	11,930.56	11,998.58	10,778.69	-	8,631.75	4,447.82	-	-	-	13,079.57	
29/05/2020	3,423.15	2,903.38	509.25	22.1750	75,908.24	64,382.54	11,292.64	5.80%	6.00%	6.423306	7,094.81	12,788.48	11,833.92	11,986.30	12,056.57	10,754.98	-	8,312.51	4,141.87	-	-	-	12,454.38	

Fuente: www.banxico.org.mx



MULTIED DESEMPEÑO DEL FONDO Y BENCHMARK

Valor de \$10,000 del 31-may-17 al 29-may-20

Fecha	Formación del Rendimiento del Fondo						Valor de \$10,000 en el fondo
	Precio	Rendimiento neto	Factor de rendimiento	Factor de gastos	Factor de rendimiento bruto	Rendimiento bruto	
31/05/2017	-						
30/06/2017	-						
31/07/2017	-						
31/08/2017	-						
29/09/2017	-						
31/10/2017	-						
30/11/2017	-						
29/12/2017	-						
31/01/2018	2.774409						10,000.00
28/02/2018	2.743449	-1.12%	0.988841	1.000676	0.989510	-1.05%	9,895.10
28/03/2018	2.610947	-4.83%	0.951702	1.000676	0.952346	-4.77%	9,423.56
30/04/2018	2.665397	2.09%	1.020855	1.000797	1.021668	2.17%	9,627.75
31/05/2018	2.873630	7.81%	1.078125	1.000749	1.078932	7.89%	10,387.68
29/06/2018	2.873218	-0.01%	0.999857	1.000700	1.000557	0.06%	10,393.47
31/07/2018	2.735681	-4.79%	0.952131	1.000773	0.952867	-4.71%	9,903.60
31/08/2018	2.902695	6.11%	1.061050	1.000749	1.061845	6.18%	10,516.08
28/09/2018	2.862907	-1.37%	0.986293	1.000676	0.986960	-1.30%	10,378.95
31/10/2018	2.769772	-3.25%	0.967468	1.001982	0.969386	-3.06%	10,061.21
30/11/2018	2.846701	2.78%	1.027774	1.001802	1.029627	2.96%	10,359.29
31/12/2018	2.590397	-9.00%	0.909965	1.001862	0.911659	-8.83%	9,444.14
31/01/2019	2.685687	3.68%	1.036786	1.001862	1.038716	3.87%	9,809.78
28/02/2019	2.816407	4.87%	1.048673	1.001682	1.050437	5.04%	10,304.55
29/03/2019	2.870914	1.94%	1.019353	1.001742	1.021129	2.11%	10,522.28
30/04/2019	2.928879	2.02%	1.020190	1.001922	1.022151	2.22%	10,755.36
31/05/2019	2.835779	-3.18%	0.968213	1.001862	0.970016	-3.00%	10,432.87
28/06/2019	2.933378	3.44%	1.034417	1.001682	1.036157	3.62%	10,810.09
31/07/2019	2.990911	1.96%	1.019613	1.001982	1.021634	2.16%	11,043.96
30/08/2019	3.067028	2.54%	1.025449	1.001802	1.027297	2.73%	11,345.43
30/09/2019	2.950015	-3.82%	0.961848	1.001862	0.963639	-3.64%	10,932.90
31/10/2019	2.891972	-1.97%	0.980325	1.001862	0.982150	-1.79%	10,737.75
29/11/2019	3.001406	3.78%	1.037841	1.001742	1.039648	3.96%	11,163.48
31/12/2019	2.958894	-1.42%	0.985836	1.001922	0.987731	-1.23%	11,026.52
31/01/2020	2.978226	0.65%	1.006534	1.001857	1.008403	0.84%	11,119.17
28/02/2020	2.862613	-3.88%	0.961181	1.001677	0.962793	-3.72%	10,705.46
31/03/2020	3.167760	10.66%	1.106597	1.001917	1.108719	10.87%	11,869.34
30/04/2020	3.395799	7.20%	1.071987	1.001797	1.073914	7.39%	12,746.65
29/05/2020	3.272132	-3.64%	0.963582	1.001737	0.965256	-3.47%	12,303.78